

# Registering For EPH Online Courses

## Step #1: Access the website

1. Click on the website link to access our course offerings.  
➤ **Website:** [www.ahs.ca/ephed](http://www.ahs.ca/ephed)
2. Click **Online Courses** at the top of the page.
3. Click on the course you would like to take (e.g. Alberta Food Safety Basics Interactive Course).

The screenshot shows the 'Environmental Public Health' website. On the left sidebar, the 'Take a Course' menu item is highlighted with a red box. The main content area is titled 'Take a Course Environmental Public Health'. Below the title, there are navigation links: 'Online Courses', 'In-Person Courses', 'Home Study Courses', 'For Schools', and 'Contact EPH Education Offices'. A blue arrow points to the 'Online Courses' link. Below this is an 'Advisory' section with a warning icon, stating that due to the COVID-19 pandemic, in-person courses are only offered through Lethbridge and Medicine Hat Colleges. Below the advisory is a section titled 'Online Courses' with a list of course links. A blue arrow points to the first link in the list: 'Alberta Food Safety Basics Interactive Course'.

**Environmental Public Health**

Take a Course

Coping with Emergencies

Health Enforcement Orders

Information for Your Business

Information for Your Home & Family

Open a Business

Sample Your Water

Services Offered

Plan an Event

Wildfire Recovery Resources

Contaminated land parcels update

## Take a Course

Environmental Public Health

[Online Courses](#) | [In-Person Courses](#) | [Home Study Courses](#) | [For Schools](#) | [Contact EPH Education Offices](#)

**⚠ Advisory**

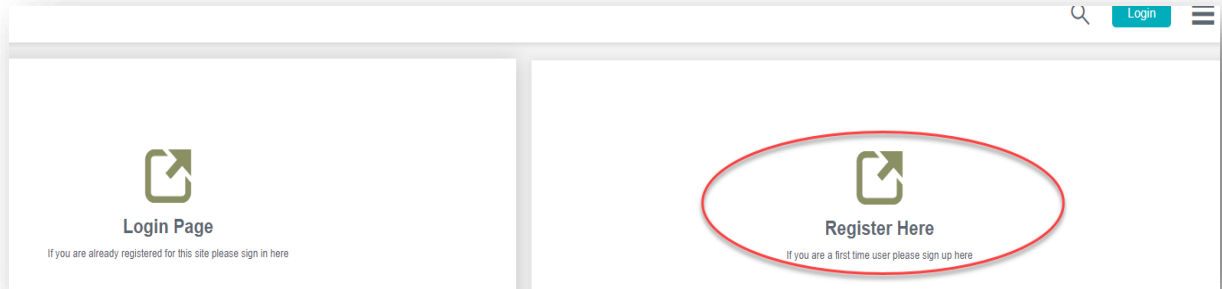
Due to the COVID-19 pandemic, in-person courses are currently only being offered through Lethbridge and Medicine Hat Colleges. Email [eph.education@ahs.ca](mailto:eph.education@ahs.ca) to be notified as more courses open for registration, or if you have any questions.

### Online Courses

- [Alberta Food Safety Basics Interactive Course](#)
- [Alberta Food Safety Basics for Special Events](#)
- [Alberta Food Safety Basics for Farmers' Markets](#)
- [Alberta Food Safety for Meat Processors](#)
- [Alberta Health & Safety for Child Care](#)
- [Bodies of Deceased Persons Public Health & Safety Course](#)

## Step #2: Create Your Account

1. Click **Register Here**. This brings up the account sign-up information.

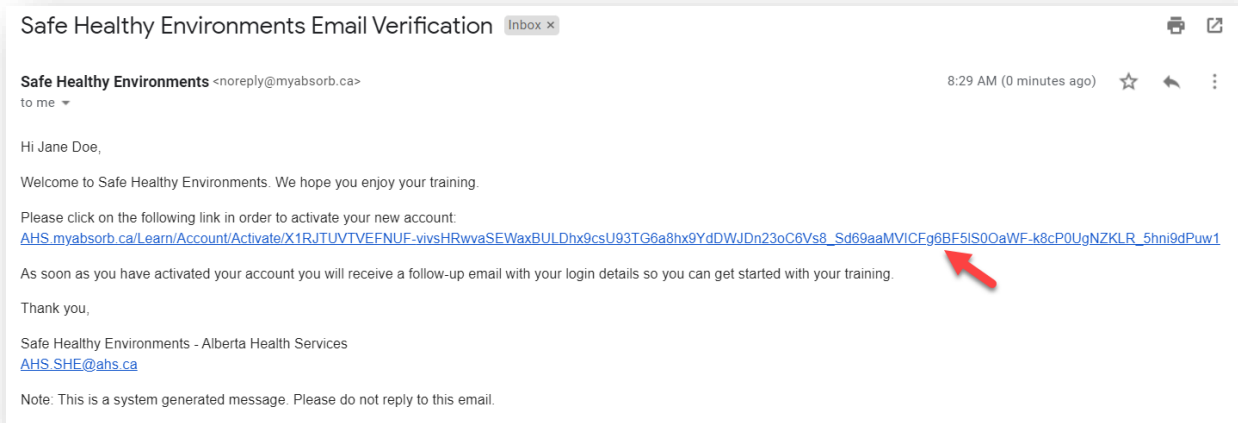


2. Fill out all of the fields and click **Sign Up**.
  - a. Once you click Sign Up you will be sent an email address verification email.

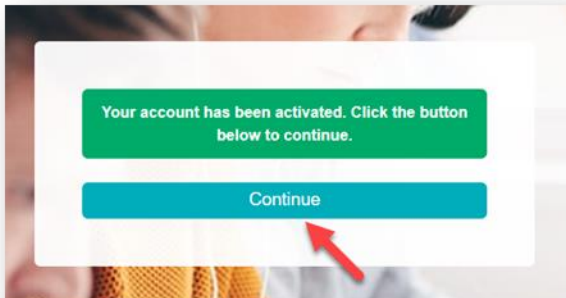
A screenshot of a registration form. The form contains several fields: 'Country' (dropdown menu with 'Canada' selected), 'State/Province' (dropdown menu with 'State/Province' selected), 'City' (text input), 'Postal/Zip Code' (text input), and 'Reason for enrolling in courses' (dropdown menu with 'Reason for enrolling in courses' selected). Each field has a 'Required' label to its right. At the bottom of the form is a teal 'Sign Up' button, which is pointed to by a red arrow.

### Step #3: Logging into Your Account

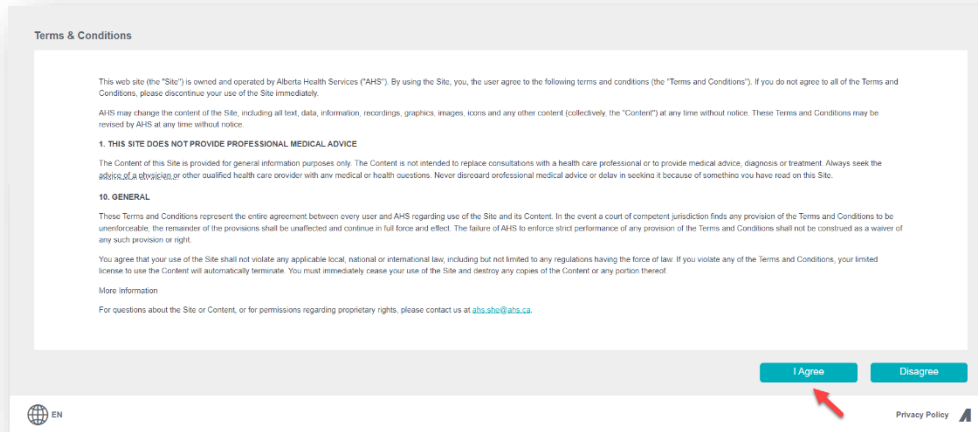
1. Open the verification email.
2. Click on the link in the email to activate your account. A pop-up will appear that your account has been activated.
  - a. *You will also receive a confirmation email that your account has been activated. This email will provide a direct link to access the training.*



3. Click **Continue**.



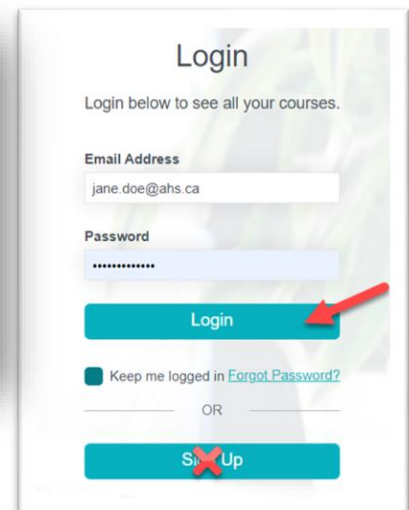
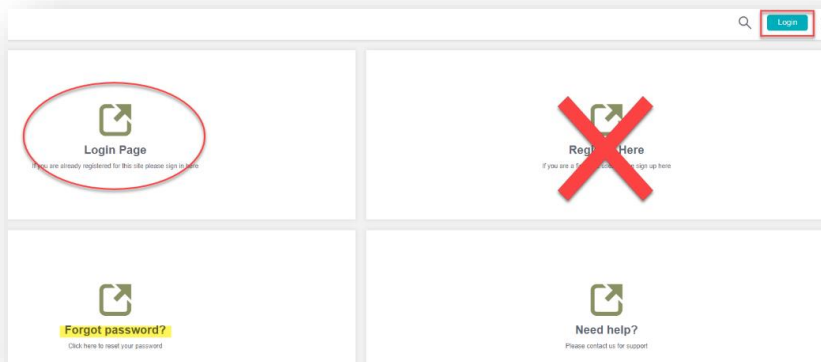
## 4. Review the Terms & Conditions and then click **I Agree**.



## 5. You will be directed to the landing page.

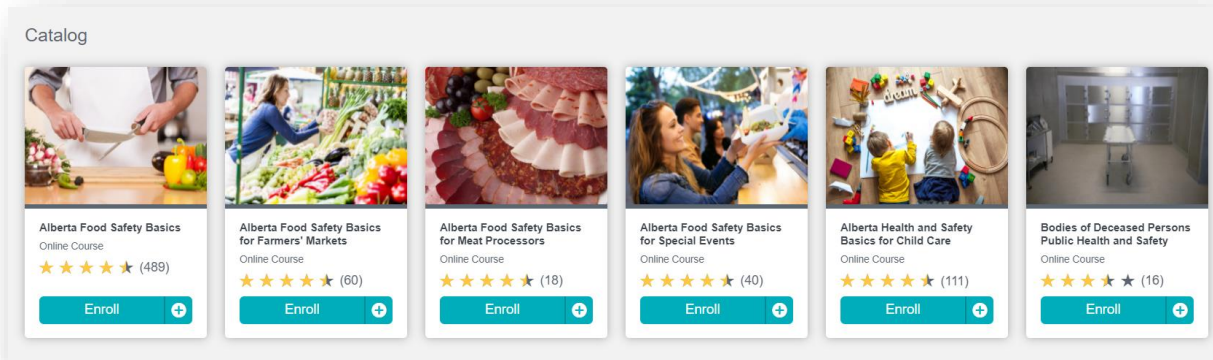
### Troubleshooting

- If you do not receive a confirmation email and have tried to login from the website and it didn't work, you can contact us at [ahs.she@ahs.ca](mailto:ahs.she@ahs.ca).
- Once you have your account, do **not** click on Sign Up when logging in.
- To reset your password, click **Forgot Password?**



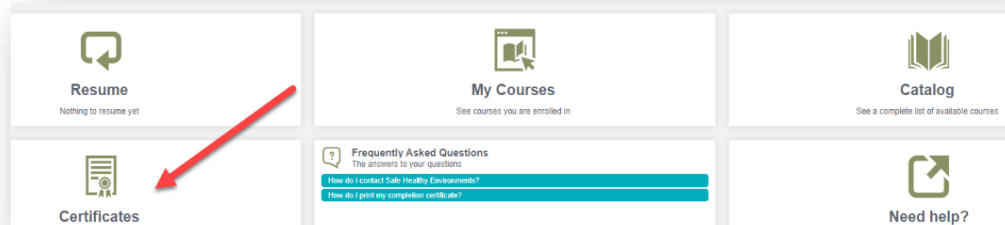
## Step #4: Enrolling in a Course

1. From the landing page, Click **Catalog** or scroll down the page to see the catalog.
2. Find the course you would like to take and click **Enroll**.
  - You can always stop and then restart a course. Courses take 1 to 2 hours to complete.




## Step #5: View and Print Your Certificate

1. Click **Certificates** on the main page. A list of your certificates will be displayed.



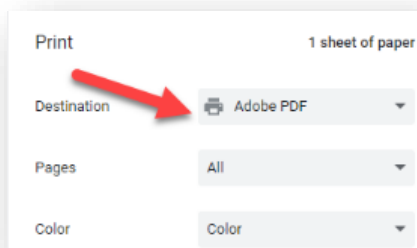
2. Click **Download**.



3. Open the downloaded certificate and then click the printer icon.



4. To save your certificate as a PDF, click the printer icon and choose Adobe PDF.



## Contact Us

Feel free to contact us by email and we will be happy to assist you. Please allow up to 3 business days to respond.

➤ **Email:** [safehealthyenvironments@ahs.ca](mailto:safehealthyenvironments@ahs.ca)

---

Contact us at 1-833-476-4743 or [submit a request online](#) at [ahs.ca/eph](https://ahs.ca/eph).

PUB-0748-202308

©2022 Alberta Health Services, Safe Healthy Environments



This work is licensed under a [Creative Commons Attribution-Non-commercial-Share Alike 4.0 International license](#). You are free to copy, distribute and adapt the work for non-commercial purposes, as long as you attribute the work to Alberta Health Services and abide by the other license terms. If you alter, transform, or build upon this work, you may distribute the resulting work only under the same, similar, or compatible license. The license does not apply to content for which the Alberta Health Services is not the copyright owner.

This material is intended for general information only and is provided on an "as is," "where is" basis. Although reasonable efforts were made to confirm the accuracy of the information, Alberta Health Services does not make any representation or warranty, express, implied or statutory, as to the accuracy, reliability, completeness, applicability or fitness for a particular purpose of such information.